


I'm So Tired

I'm [A] so [G#7] tired, I ha[D]ven't slept a [E7] wink
I'm [A] so [F#m] tired, my [D] mind is on the [E7] blink
I [A] wonder should I [E5+] get up and
[F#m7] fix myself a [Dm] drink, no, no, no

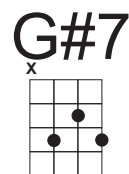
I'm [A] so [G#7] tired, I [D] don't know what to [E7] do
I'm [A] so [F#m] tired, my [D] mind is set on [E7] you
I [A] wonder should I [E5+] call you but I
[F#m7] know what you would [Dm] do



Chorus

[A] You say I'm putting you on but it's no joke
it's doing me harm you know I


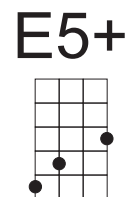
[E7] Can't sleep, I can't stop my brain
you know it's three weeks, I'm going insane
You know I'd [D] give you everything I've got
for a little peace of [A] mind



2nd Chorus: Last two lines sung 3 times to end

I'm [A] so [G#7] tired, I'm [D] feeling so up[E7]set
Al[A]though I'm so [F#m] tired

I'll [D] have another [E7] cigarette
And [A] curse Sir Walter [E5+] Raleigh
he was [F#m] such a stupid [Dm] get



====

Chord progression to Oh Darling:

[A][G][F] [E+]

or – just go into it, since they're in the same key.

